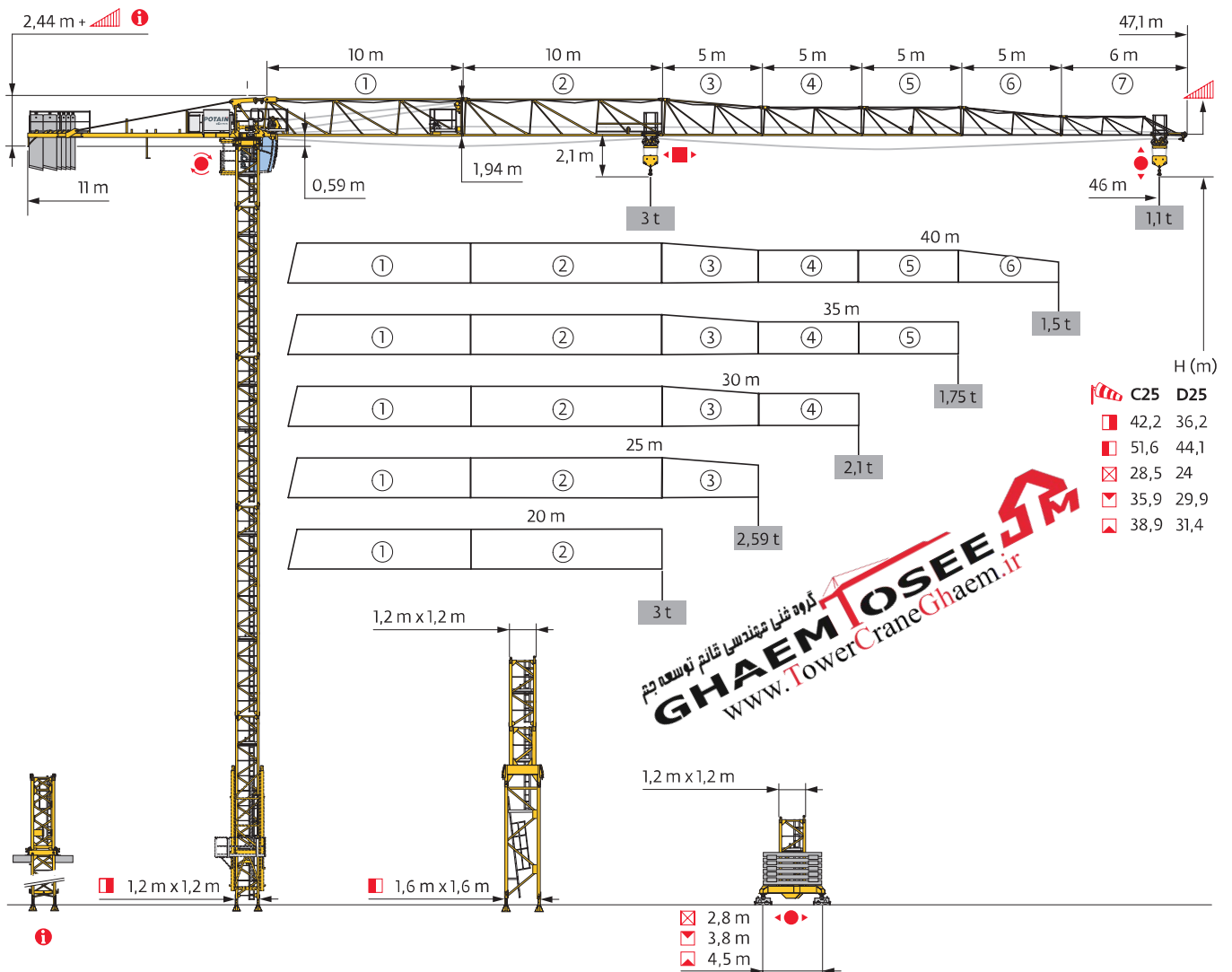
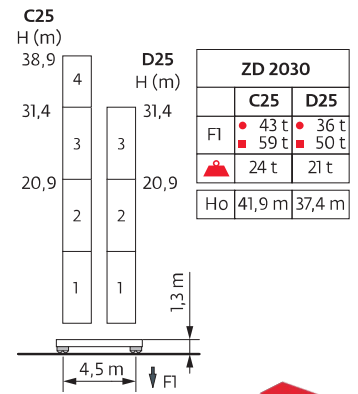
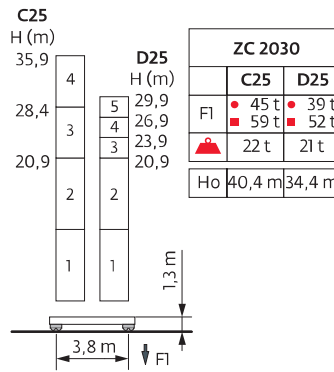
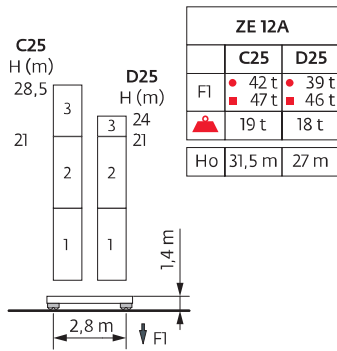
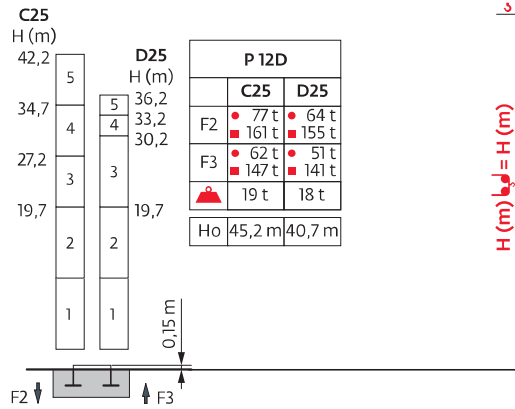
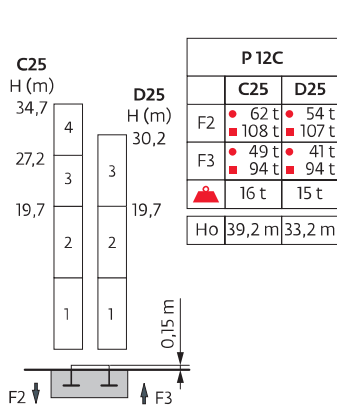
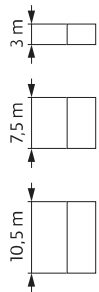


Potain MCT 68

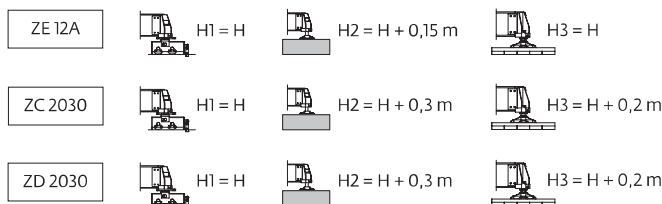

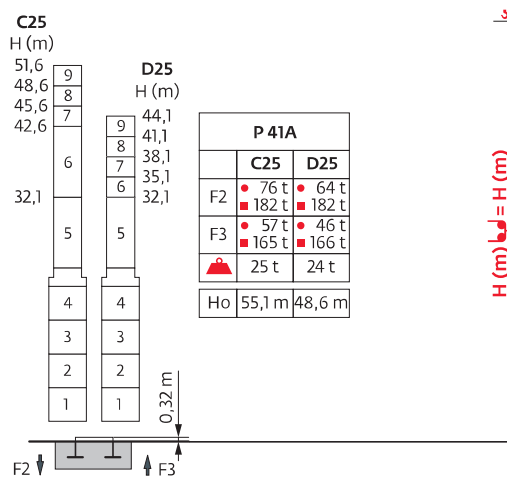
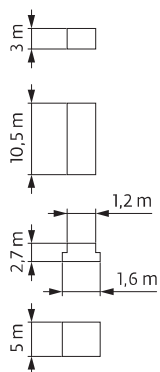


Mât - Réactions / Mast - Reaktionskräfte / Mast - Reactions / Mástil - Reacciones / Torre - Reazioni
 Tramo - Reaçções / Реакция опор мачты

1,2 m
 20 m → 46 m

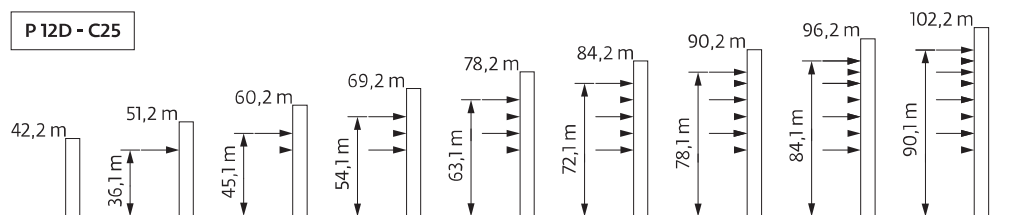


1,6 m/1,2 m
 20 m → 46 m















Ancrages / Verankerungen / Anchorages / Anclajes / Ancoraggi
 Ancoragem / Анкера

D25 



Courbes de charges / Lastkurven / Load curves / Curvas de cargas / Curve di carico
 Curvas de carga / Кривые нагрузок

46 m		2,05 ▶	19,7	20	22	23,1	25	27	30	32	35	37	40	42	45	46	m	
			3	2,95	2,65	-	2,3	2,1	1,85	1,7	1,55	1,45	1,3	1,25	1,15	1,1	t	
							2,5	2,3	2,1	1,85	1,7	1,55	1,45	1,3	1,25	1,15	1,1	t
40 m		2,05 ▶			22	25	25,8	27	30	32	35	37	40				m	
					3	2,6	-	2,35	2,1	1,95	1,75	1,65	1,5				t	
								2,5	2,35	2,1	1,95	1,75	1,65	1,5			t	
35 m		2,05 ▶			22	25	25,8	27	30	32	35						m	
					3	2,6	-	2,35	2,1	1,95	1,75						t	
								2,5	2,35	2,1	1,95	1,75					t	
30 m		2,05 ▶			22	25	25,8	27	30								m	
					3	2,6	-	2,35	2,1								t	
								2,5	2,35	2,1							t	
25 m		2,05 ▶			22	25											m	
					3	2,59											t	
								2,5									t	
20 m		2,05 ▶			20												m	
					3												t	
								2,5									t	

Lest de base / Grundballast / Base ballast / Lastre de base / Zavorra di base
 Lastro da base / Базовый Балласт

1,2 m	ZE 12A	H (m)	28,5	24	21			
		C25 (t)	60	50	50			
		D25 (t)	-	60	50			
	ZC 2030	H (m)	35,9	29,9	28,4	26,9	23,9	20,9
		C25 (t)	75	40	35	30	30	30
		D25 (t)	-	65	60	50	35	30
	ZD 2030	H (m)	38,9	31,4	20,9			
		C25 (t)	70	35	25			
		D25 (t)	-	60	25			

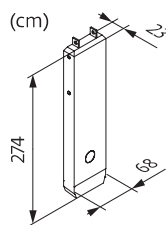
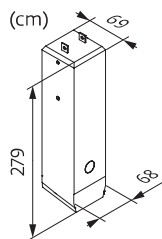


Lest de contre-flèche / Gegenauslegerballast / Counter-jib ballast / Lastre de contra-flecha / Zavorra di controbraccio
 Lastro da contra lança / Противовес стрелы

▲▲▲	3000 kg	1000 kg	▲ (kg)
46 m	2	4	10000
40 m	2	3	9000
35 m	2	2	8000
30 m	2	1	7000
25 m	1	3	6000
20 m	1	2	5000

CBP - 3000 kg


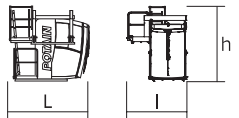
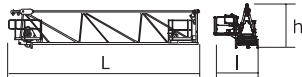
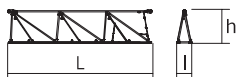







CBQ - 1000 kg



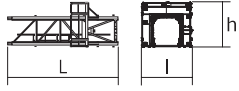
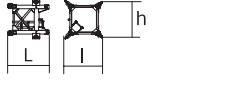

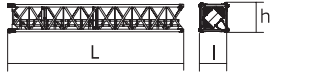
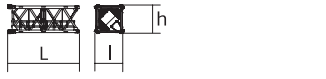
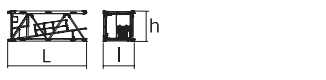

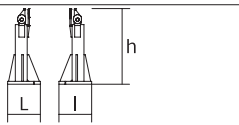
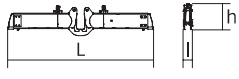
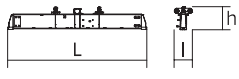
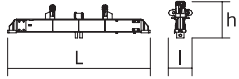


Encombrement et poids / Abmessungen und Gewicht / Dimensions and weight / Dimensiones y peso / Ingombro e peso
dimensões e pesos / габаритные размеры и вес

Partie tournante / Drehender Kranteil / Slewing crane part / Parte giratoria
Parte rotante / Parte rotativa / Поворотная часть :  46 m -  25 LVF












Partie tournante / Drehender Kranteil / Slewing crane part Parte giratoria / Parte rotante / Parte rotativa Поворотная часть	L (m)	l (m)	h (m)	kg (+/- 5%)		
Contre-flèche / Gegenausleger Counter-jib / Contra-flecha Controbraccio / Contra-lança Контр-стрела		11,88	1,74	2,44	3640	
Cabine / Kabine Cab / Cabina Cabina / Cabina Кабина		Ultra View	2,9	2,38	3,03	1100
Elément de flèche / Auslegerement Jib section / Elemento de flecha Elemento di braccio / Elemento de lança Секция стрелы		① 25 LVF 2 DVF	10,73	1,8	2,2	2375
Elément de flèche / Auslegerement Jib section / Elemento de flecha Elemento di braccio / Elemento de lança Секция стрелы		②	10,17	0,8	1,92	895
Elément de flèche / Auslegerement Jib section / Elemento de flecha Elemento di braccio / Elemento de lança Секция стрелы		④ ⑤	5,14 5,13	0,8 0,8	1,5 1,48	290 285
Elément de flèche / Auslegerement Jib section / Elemento de flecha Elemento di braccio / Elemento de lança Секция стрелы		③ ⑥	5,15 5,11	0,8 0,8	1,9 1,47	325 195
Elément de flèche / Auslegerement Jib section / Elemento de flecha Elemento di braccio / Elemento de lança Секция стрелы		⑦	6,04	0,8	1	175
Chariot / Laufkatze Trolley / Carrello Carro / Carro-distribuidor Тележка		 2,5 t/3 t	0,89	0,95	0,7	120
Moufle / Hubflasche Pulley block / Aparejo Bozzello / Cadernal Полиспап		 2,5 t/3 t	0,72	0,16	0,99	110

گروه فناوری مهندسی قائم توسعه جیم
GHAEM TOSEE
www.TowerCraneGhaem.ir

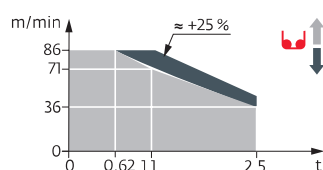
Equipment de télescope / Teleskopierausrüstung / Telescoping equipment Equipo de telescopaje / Equipaggiamento di telescopaggio / Equipamento de telescopagem Оборудование для телескопирования		L (m)	I (m)	h (m)	kg (+/- 5%)	
Cage de télescope / Teleskopwagen Telescopic cage / Jaula de telescopaje Gabbia di telescopaggio / Gaiola de telescopagem для телескопирования крана		1,2 m	6,26	2,8	2,41	1325
Mât de télescope / Teleskopiermast Telescoping mast / Tramo de telescopaje Elemento di telescopaggio / Tramo de Telescopagem Мачта для телескопирования		1,2 m	1,7	1,55	1,6	605
Mâtüre / Mastwerk / Masts Mástil / Torre / Coluna Мачты						
SR 24E-2 SR 26E-2 S 23B-2		1,2 m	10,7 10,75 10,7	1,26 1,27 1,3	1,26 1,27 1,28	2200 2875 1975
S 23F-2		1,2 m	7,7	1,28	1,28	1450
S 23A-2		1,2 m	3,2	1,3	1,28	620
K 439A K 437A		1,6 m	5,21 5,21	1,67 1,67	1,62 1,62	2230 1850
Mât raccord / Verbindungsmast Connecting mast / Tramo unión Elemento raccordo / Tramo raccord Переходная мачта		1,6/1,2 m	2,94	2,06	2,1	2100
Bases / Kranbasen / Crane bases Bases / Basi / Bases фундамент под кран						
Pied de scellement / Verankerungsfuß Fixing angles / Pie de empotramiento Montante da annegare / Angulos fixadores анкера		P 12C P 12D P 41A	0,49 0,49 0,37	0,49 0,49 0,37	1,12 1,12 1,14	110 165 135
Bras de croix / Fundamentkruzträger Cross girder / Brazo en cruz Braccio croce / Braço da cruz Поперечная балка		ZC 2030 ZD 2030	5,63 6,62	0,47 0,47	1,45 1,45	1735 1930
Bras de croix / Fundamentkruzträger Cross girder / Brazo en cruz Braccio croce / Braço da cruz Поперечная балка		ZC 2030 ZD 2030	5,63 6,62	0,82 0,82	1,16 1,16	1500 1690
Bras de croix / Fundamentkruzträger Cross girder / Brazo en cruz Braccio croce / Braço da cruz Поперечная балка		ZE 12A	4,22	0,63	1,27	1170
1/2 Bras de croix / 1/2 Fundamentkruzträger 1/2 Cross girder / 1/2 Brazo en cruz 1/2 Braccio croce / 1/2 Braço da cruz 1/2 Поперечная балка		ZE 12A	2,25	0,44	1,27	725
1/2 Bras de croix / 1/2 Fundamentkruzträger 1/2 Cross girder / 1/2 Brazo en cruz 1/2 Braccio croce / 1/2 Braço da cruz 1/2 Поперечная балка		ZE 12A	2,25	0,39	1,27	730

Mécanismes / Triebwerke / Mechanisms / Mecanismos / Meccanismi
Mecanismos / Механизмы

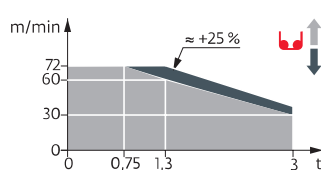
400 V - 50 Hz							ch - PS hp	kW	
	25 LVF 13 Optima	m/min t	36 2,5	57 1,45	71 1,1	86 0,62	25	18	225 m
	25 LVF 15 Optima	m/min t	30 3	48 1,7	60 1,3	72 0,75	25	18	228 m
	2 DVF 2	m/min	0 → 51				2	1,5	
	RVF 51 Optima+	tr/min U/min rpm	0 → 0,8				5,5	4	
ZE 12A 	TVD 324	m/min	26				2 x 4	2 x 2,9	
ZC 2030 ZD 2030 	RT 224	m/min	25				2 x 4	2 x 2,9	

 IEC 60204-32	 kVA
400 V (+10% -10%) 50 Hz	25 LVF : 33 kVA

25 LVF 13 Optima



25 LVF 15 Optima



گروه فنی مهندسی قائم توسعه جم
GHAEM TOSEE
www.TowerCraneGhaem.ir

دفتر تهران: خیابان پاسداران - خیابان شهید کلاهدوز (دولت) بین
چهارراه قنات و کاوه

روبروی خیابان مطهری - شماره 276 واحد 1
تلفن: 021-22766747 - 021-22766748

نمایشگاه و انبار سلفچگان: کیلومتر 45 جاده قم، دلیجان
منطقه ویژه ی اقتصادی سلفچگان

دفتر مرکزی و کارخانه: منطقه صنعتی دولت آباد - فرعی اول جامی 2
قائم توسعه جم تلفن: 031-45836808, 031-95024603 - 6

همراه: 0913 311 4603 رضایی